

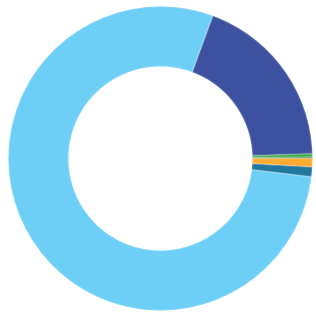


# LEWIS ELKIN SCHOOL

## 2021-22 SCHOOL PROGRESS REPORT ON EDUCATION AND EQUITY

School Code | 5260 Sector | District Network | Network 11  
Principal Name | Ms Charlotte Gillum  
Address | 3199 D St  
Phone | 215-400-7140 Website | elkin.philasd.org/  
Report Type | Elementary School Grades in Report | K-4  
Admissions Category | Neighborhood  
Turnaround Model | Academic Improvement Plan  
Receives HS Report | No  
Oct 1 Enrollment | 577

### Student Enrollment and Demographics



- 0.2% American Indian / Alaskan Native
- 0.3% Asian
- 18.9% Black / African American
- 78.7% Hispanic / Latino
- 1.0% Multi Racial / Other
- 0.0% Native Hawaiian / Pacific Islander
- 0.9% White

**669**

Total Number of Students Served for  
10+ Days Over the Year

**12.5%**

% Students with IEPs

**27.2%**

% English Learners

**91.3%**

% Economically Disadvantaged

### Student Attendance

**20.3%**

% Students Attending at Least 95%  
of Instructional Days

**39.2%**

% Students Attending at Least 90%  
of Instructional Days

### Score Level

**Level 5**

### Performance

At or Above Target in **16.7 %**  
1 out of 6 Eligible Metrics


### Improvement

Insufficient Data for Score

### Goal Performance (All Students)

**GOAL 1 | PSSA ELA % of Students Proficient  
or Advanced (Grades 3-8)**

**Score: 4.2 %**




-38.3 pts from 2021-2022 target

NOT MEETING

no data prior year

**GOAL 2 | PSSA ELA % of Students Proficient  
or Advanced (Grade 3)**

**Score: 2.9 %**



-36.4 pts from 2021-2022 target

NOT MEETING

no data prior year

**GOAL 3 | PSSA Math % of Students Proficient  
or Advanced (Grades 3-8)**

**Score: 0.0 %**



-28.7 pts from 2021-2022 target

NOT MEETING

no data prior year

- Meeting Target
- Not Meeting Target

### Performance

**American Indian / Alaskan Native**  
Insufficient Data for Score

**Asian**  
Insufficient Data for Score

**Black / African American**  
Insufficient Data for Score

**Hispanic / Latino**  
Insufficient Data for Score

**Multi Racial / Other**  
Insufficient Data for Score

**Native Hawaiian / Pacific Islander**  
Insufficient Data for Score

**White**  
Insufficient Data for Score

**English Learners**  
Insufficient Data for Score

**Students with IEPs**  
Insufficient Data for Score

**Economically Disadvantaged**  
Insufficient Data for Score

### Improvement

### Level

# Reading/ELA: Every Student Reads On or Above Grade Level

## Goal 1 - Reading Grades 3-8

School Code | 5260 School Name | Lewis Elkin School

**Goal 1:** The percentage of students in grades 3-8 who are proficient on the state ELA assessment will grow from 35.7% in August 2019 to 65.0% by August 2026

### PSSA ELA: % of Students Proficient or Advanced, Grades 3-8

**All Students, 213 students**

**Score: 4.2 %**



**2021-2022 Target: 42.5 %**

-38.3 pts from target

**2025-2026 Goal: 65.0 %**

-60.8 pts from target

NOT MEETING

no data prior year



- Meeting Target
- Not Meeting Target

**American Indian / Alaskan Native**

Insufficient Sample

**Asian**

Insufficient Sample

**Black / African American, 50 students**

**Score: 4.0 %**

-38.5 pts from target

NOT MEETING

no data prior year



**Hispanic / Latino, 155 students**

**Score: 4.5 %**

-38.0 pts from target

NOT MEETING

no data prior year



**Multi Racial / Other**

Insufficient Sample

**Native Hawaiian / Pacific Islander**

Insufficient Sample

**White**

Insufficient Sample

**English Learners, 45 students**

**Score: 2.2 %**

-40.3 pts from target

NOT MEETING

no data prior year



**Students with IEPs, 34 students**

**Score: 5.9 %**

-36.6 pts from target

NOT MEETING

no data prior year



**Economically Disadvantaged, 198 students**

**Score: 4.0 %**

-38.5 pts from target

NOT MEETING

no data prior year



# Reading/ELA: Every Student Reads On or Above Grade Level

## Goal 2 - Reading Grade 3

School Code | 5260 School Name | Lewis Elkin School

**Goal 2:** The percentage of 3rd grade students who are proficient on the state ELA assessment will grow from 32.5% in August 2019 to 62.0% by August 2026

### PSSA ELA: % of Students Proficient or Advanced, Grade 3

**All Students, 103 students**

**Score: 2.9 %**



**2021-2022 Target: 39.3 %**

-36.4 pts from target

**2025-2026 Goal: 62.0 %**

-59.1 pts from target

NOT MEETING

no data prior year



- Meeting Target
- Not Meeting Target

**American Indian / Alaskan Native**

Insufficient Sample

**Asian**

Insufficient Sample

**Black / African American, 24 students**

**Score: 4.2 %**

-35.1 pts from target

NOT MEETING

no data prior year



**Hispanic / Latino, 77 students**

**Score: 2.6 %**

-36.7 pts from target

NOT MEETING

no data prior year



**Multi Racial / Other**

Insufficient Sample

**Native Hawaiian / Pacific Islander**

Insufficient Sample

**White**

Insufficient Sample

**English Learners**

Insufficient Sample

**Students with IEPs**

Insufficient Sample

**Economically Disadvantaged, 97 students**

**Score: 2.1 %**

-37.2 pts from target

NOT MEETING

no data prior year



# Math & Science: Every Student Performs On or Above Grade Level

## Goal 3 - Math Grades 3-8

School Code | 5260 School Name | Lewis Elkin School

**Goal 3:** The percentage of students in grades 3-8 who are proficient on the state Math assessment will grow from 21.6% in August 2019 to 52.0% by August 2026

### PSSA Math: % Students Proficient or Advanced, Grades 3-8

All Students, 218 students

Score: 0.0 %



2021-2022 Target: 28.7 %

-28.7 pts from target

2025-2026 Goal: 52.0 %

-52.0 pts from target

NOT MEETING

no data prior year



### PSSA Science

% of Students Proficient or Advanced in Science (Grades 4 and 8)

13.3 %

15 out of 113 students

American Indian / Alaskan Native

Insufficient Sample

Asian

Insufficient Sample

Black / African American, 51 students

Score: 0.0 %

-28.7 pts from target

NOT MEETING

no data prior year



Hispanic / Latino, 159 students

Score: 0.0 %

-28.7 pts from target

NOT MEETING

no data prior year



Multi Racial / Other

Insufficient Sample

Native Hawaiian / Pacific Islander

Insufficient Sample

White

Insufficient Sample

English Learners, 49 students

Score: 0.0 %

-28.7 pts from target

NOT MEETING

no data prior year



Students with IEPs, 36 students

Score: 0.0 %

-28.7 pts from target

NOT MEETING

no data prior year



Economically Disadvantaged, 200 students

Score: 0.0 %

-28.7 pts from target

NOT MEETING

no data prior year



# Climate, Culture & Opportunity

## Guardrail 1 - Welcoming and Supportive Schools

School Code | 5260 School Name | Lewis Elkin School

**Guardrail 1:** Every school will be a safe, welcoming and healthy place where our students, staff and community want to be and learn each day. This means that our schools will be: 1) environmentally safe and clean; and 2) spaces with inclusive climates that provide students with access to robust social, emotional, and mental health supports.

School Climate Score	School Climate Survey		
Insufficient Sample	Insufficient Sample <i>Student Rating</i>	Insufficient Sample <i>Parent Rating</i>	<b>4.7/10</b> <i>Teacher Rating</i>
School Instruction Score	School Instruction Survey		
Insufficient Sample	Insufficient Sample <i>Student Rating</i>	Insufficient Sample <i>Parent Rating</i>	<b>7.1/10</b> <i>Teacher Rating</i>

- Meeting Target
- Not Meeting Target



Yes

School Has at Least 2 Behavioral/Mental Health Support FTEs per 500 Students

# Climate, Culture & Opportunity

## Guardrail 1 - Welcoming and Supportive Schools

School Code | 5260 School Name | Lewis Elkin School

**Guardrail 1:** Every school will be a safe, welcoming and healthy place where our students, staff and community want to be and learn each day. This means that our schools will be: 1) environmentally safe and clean; and 2) spaces with inclusive climates that provide students with access to robust social, emotional, and mental health supports.

% of Students Attending at Least 95% of Instructional Days	% of Students Attending	
<p><b>All Students: 669 Students</b></p> <p style="text-align: center;"><b>Score: 20.3 %</b></p> <p>2021-2022 Target: 52.9 % -32.6 pts from target</p> <p>2025-2026 Goal: 60.0 % -39.7 pts from target</p> <p><b>NOT MEETING</b> no data prior year</p>	<p><b>Greater Than 95% of Instructional Days</b> 20.3 %</p>	<p><b>90-95% of Instructional Days</b> 18.8 %</p>
<p><b>All Students: 669 Students</b></p> <p style="text-align: center;"><b>Score: 39.2 %</b></p> <p>2021-2022 Target: 82.3 % -43.1 pts from target</p> <p>2025-2026 Goal: 94.0 % -54.8 pts from target</p> <p><b>NOT MEETING</b> no data prior year</p>	<p style="text-align: center;"><b>Additional Metrics</b></p> <div style="display: flex; justify-content: space-around;"> <div style="text-align: center;"> <p><b>35.0%</b></p> <p><i>% of Teachers Attending at Least 95% of Work Days (Cumulative)</i></p> </div> <div style="text-align: center;"> <p><b>79.3%</b></p> <p><i>Teacher Annual Retention</i></p> </div> </div> <div style="display: flex; justify-content: space-around; margin-top: 20px;"> <div style="text-align: center;"> <p><b>90.0%</b></p> <p><i>% of Teachers Receiving a Proficient MMS Rating</i></p> </div> <div style="text-align: center;"> <p><b>10.0%</b></p> <p><i>% of Teachers Receiving a Distinguished MMS Rating</i></p> </div> </div>	

- Meeting Target
- Not Meeting Target

# Climate, Culture & Opportunity

## Guardrail 2 - Enriching and Well-rounded School Experiences

## Guardrail 3 - Partnering with Parents / Family Members

School Code | 5260 School Name | Lewis Elkin School

**Guardrail 2:** Every student will have a well-rounded education with co-curricular opportunities, including arts and athletics, integrated into the school experience.

**Guardrail 3:** Every parent and guardian will be welcomed and encouraged to be partners in their child's school community.

### % of Students Participating in Visual / Performing Arts

*% of Students  
Participating in Visual /  
Performing Arts*

**99.2 %**

*512 out of 516 students*

### School Relationship Score

Insufficient Sample

### Additional Metrics



**Yes**

*School Has a SAC/Parent Advisory Group*



**Yes**

*School Has a SAC/Parent Advisory Group That Meets Regularly*



**4**

*Number of SAC/Parent Advisory Group Meetings*

- Meeting Target
- Not Meeting Target

# Climate, Culture & Opportunity

## Guardrail 4 - Addressing Racist Practices

School Code | 5260 School Name | Lewis Elkin School

**Guardrail 4:** Our students' potential will not be limited by practices that perpetuate systemic racism and hinder student achievement.

